

cfloat 

home

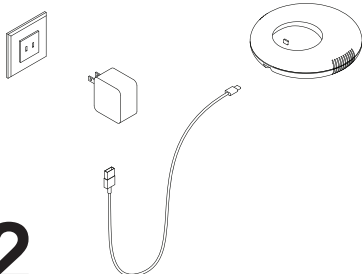
Quick Start Guide

1

Plug in the cFloat Home

Place the cFloat Home in a room with good Wi-Fi connectivity. Connect it to the USB cable provided; then connect the cable into the power adapter provided.

Plug the power adapter into an electrical wall outlet.



2

Download the cFloat App and setup the system


The free cFloat App is available in the Apple Store and on Google Play.

Download it onto your phone or tablet.




3

Open the App and create an account.



4

Setup your system following the App instructions.



Requirements

Wi-Fi internet access,
an iOS or Android Wi-Fi
supported smartphone
or tablet, free cFloat App
and cFloat account.

The cFloat home User
Guide is available online at
www.cfloat.co